



DMS Newsflash

N o v e m b e r 2 0 1 8

Supporting the DMS Wish

At Deans Mill School we focus on rewarding positive behavior and emphasize the **DMS WISH** with all of our students. As a reminder, the **DMS WISH** is our school's community agreement that was developed by students and staff a few years back. It stands for: **(W)**ork Together, **(I)** treat others the way I want to be treated, be **(S)**afe, and **(H)**ave fun learning. Throughout the school day our teachers and staff focus on these values and reinforce students for doing the right thing.



Here is an overview of how we celebrate positive student behavior:

Individual Rewards

In an effort to provide more consistency and a better understanding of expectations for our students, we have initiated a school-wide individual reward system this year that allows students the opportunity to earn **WISH** tickets. A student can earn a **WISH** ticket at any point in the school and all staff have the opportunity to issue **WISH** tickets. Students are awarded **WISH** tickets for being model citizens of DMS and following the school's community agreement. When a student earns a **WISH** ticket, he/she then writes his/her name on the ticket and enters the ticket into a bucket for a weekly raffle that is held every Friday. Typically, teachers pick two tickets per week for the reward and all students who receive **WISH** tickets are encouraged to bring their tickets home to share their positive behavior with their families.

Class Rewards

As each class works toward "filling" individual buckets, they receive a reward from their classroom teacher each time they fill a bucket. Some examples of rewards include: a prize from the treasure chest, free draw, dance party, special guest reader, math game, or extra recess time. The homeroom with the most buckets is given the opportunity to challenge their teacher to participate in a bucket challenge.

School-Wide Rewards

On a school-wide level, we have bucket challenges where each grade level is challenged to "fill" 10 buckets in order to participate in a

What's Inside

1

Greetings from the Administration

2

Important Dates

Help our School

3

Growth Mindset

5

Get Psyched

6-8

Nurse's Notes

9

Grade 3 Science

10

Specials Update

11

Getting to Know

12

Construction Update

14

PTO News

celebration assembly where school administration and at least one teacher engage in comical or highly entertaining activity. There is a bucket challenge each trimester and students are regularly reminded of their totals on the morning announcements. Our first bucket challenge of the year is *Principals Get Silly Stringed*.

At Deans Mill School we believe that our school-wide community agreement helps mold positive, kind, and productive students who want to make their school, local community, and world a better place. We always remind students that following the **DMS WISH** will serve them well throughout life!

Sincerely,



Important Dates

November

- 5-9 Book Fair
- 6 Professional Development • Half Day
• 12:10 PM
- 12 No School • Veterans' Day Observance
- 16 PTO Movie Night • DMS • 6 PM
- 20 PTO Meeting • DMS Library • 6:30 PM
- 21 Half Day • start of Thanksgiving Break
• 12:10 PM
- 22-23 No School • Thanksgiving Break
- 27 Picture Retake Day



December

- 13 Board of Education Meeting •
SHS Commons • 7 PM
- 18 PTO Meeting • DMS Library • 6:30 PM
- 21 Half Day • Holiday Recess • 12:10 PM
- 24-28 Holiday Recess • No School

Book Fair

Come join us November 2nd – 9th for the fall 2018 **Enchanted Forest Book Fair**! The Book Fair will be located in Room 127 (the new pre-school/parent pick-up room). Shop online October 27th – November 9th at scholastic.com/bf/deansmill. Family Night/Extended hours are on Wednesday, November 7th from 3-7PM. Please join us!



HELP

SUPPORT

OUR

SCHOOL

Box Tops for Education

Keep clipping those Box Tops!
Every clip counts! Our next deadline will be in mid-December.

If you have any questions, please contact Jessica Lindenmayer at 540-760-2467 or jslindenmayer@gmail.com



Stop & Shop A* School Rewards

Register at StopandShop.com.
Deans Mill School #07852

Amazon Smile

Go to smile.amazon.com and order your Amazon items as usual after selecting Deans Mill School.

Learning from Others

DMS will focus on **Learning from Others** during the months of November and December. Students will be reading common books and discussing the value of collaboration, problem solving, and the power of giving/receiving feedback.

ESSENTIAL QUESTION:

What are the Ways We Learn from Others?

Feedback is crucial for students and can help build a growth mindset. Providing students with feedback about their progress emphasized the important of growth for children. Adults and students can give and receive feedback using growth language to help students focus on the learning process.

~ADAPTED FROM MINDSETWORKS.COM



Specific, Strengths-Based Feedback

Source: Mindset Works, Inc. Growth Mindset Feedback Tool adapted by Mindprint Learning for Growth Mindset Specific Feedback

When they struggle despite strong effort...

Fixed Mindset: I can't do this!

Growth Mindset: You are not there, yet.

Growth Mindset Specific: You are not there, yet. Since you understand very well with visuals, let's draw a picture to help you understand.

When they lack specific skills needed for improvement...

Fixed Mindset: I give up!

Growth Mindset: Let's practice so we remember.

Growth Mindset Specific: Let's practice a different way. Since you remember words easily, try describing what you see so it sticks.

When they succeed with strong effort...


Fixed: Yes! I finished.

Growth: I am so proud of the effort you put forth.

Growth Mindset Specific: I am so proud of the effort you put forth. I realize this is hard, but you were successful because you _____.




CONTINUED



Grade K - *Stand Tall, Molly Lou Melon* by Patty Lovell

"Be yourself like Molly Lou Melon no matter what a bully may do. Molly Lou Melon is short and clumsy, has buck teeth, and has a voice that sounds like a bullfrog being squeezed by a boa constrictor. She doesn't mind. Her grandmother has always told her to walk proud, smile big, and sing loud, and she takes that advice to heart. But then Molly Lou has to start in a new school. A horrible bully picks on her on the very first day, but Molly Lou Melon knows just what to do about that."



Grade 1 - *Flight School* by Lita Judge

"A persevering penguin is determined to fly in this adorably inspiring picture book. Although little Penguin has the soul of an eagle, his body wasn't built to soar. But Penguin has an irrepressible spirit, and he adamantly follows his dreams to flip, flap, fly! Even if he needs a little help with the technical parts, this penguin is ready to live on the wind."



Grade 2 - *Ish* by Peter Reynolds

"Ramon loved to draw. Anytime. Anything. Anywhere. Drawing is what Ramon does. It's what makes him happy. But in one split second, all that changes. A single reckless remark by Ramon's older brother, Leon, turns Ramon's carefree sketches into joyless struggles. Luckily for Ramon, though, his little sister, Marisol, sees the world differently. She opens his eyes to something a lot more valuable than getting things just 'right.'"



Grade 3 - *The Miraculous Journey of Edward Tulane* by Kate DiCamillo

"Once, in a house on Egypt Street, there lived a china rabbit named Edward Tulane. The rabbit was very pleased with himself, and for good reason: he was owned by a girl named Abilene, who adored him completely. And then, one day, he was lost... Kate DiCamillo takes us on an extraordinary journey, from the depths of the ocean to the net of a fisherman, from the bedside of an ailing child to the bustling streets of Memphis. Along the way, we are shown a miracle - that even a heart of the most breakable kind can learn to love, to lose, and to love again."



Grade 4 - *Ungifted* by Gordon Korman

"When Donovan Curtis pulls a major prank at his middle school, he thinks he's finally gone too far. But thanks to a mix-up by one of the administrators, instead of getting in trouble, Donovan is sent to the Academy of Scholastic Distinction, a special program for gifted and talented students. Although it wasn't exactly what Donovan had intended, the ASD couldn't be a more perfectly unexpected hideout for someone like him. But as the students and teachers of ASD grow to realize that Donovan may not be good at math or science (or just about anything), he shows that his gifts may be exactly what the ASD students never knew they needed."

Greetings Families!

We can not believe that we are already going into our third month of school! We are extra excited this month because from November 12-16 is School Psychology Awareness Week! The theme this year is "Unlock Potential. Find Your Password." The theme of School Psychology Awareness Week ties into the growth mindset that our students are learning about by reminding us how our words and thoughts can direct us to taking positive steps forward. As with our growth mindset, we encourage our students (and adults in their lives!) to unlock their strengths and resources in order to build their academic and social-emotional skills, promote personal growth, and nurture a sense of well-being. The power of "Yet" is one example of the passwords that students and staff are already using! This type of password helps students to set goals and leads discussions to help students, staff and families make connections to build various skills.



School Psychologists: Helping children and youth thrive. In school. At home. In life. // www.nasponline.org // #UnlockPotential

To support this process at home, here are some ways to help your child(ren) unlock their password:

- Praise attempts, as well as success, and make sure that you focus on the effort or hard work put into the success.
- Emphasize that learning and growing requires trying new things and that success comes from small steps to a long-term goal.
- Encourage goal setting and mapping out a plan for achieving the goals. Talk with your child(ren) about steps they have taken, what worked and what didn't and what they might do next.
- Help your child(ren) identify their strengths and interests and learn new skills. This may include things such as, building, drawing, music or sports.
- Emphasize the importance of deliberate practice of a new or old skill for further development, and that talent is developed over time through skillful practice.
- Help your child work through setbacks, or lack of self-confidence, by helping identify negative thoughts that may suggest concerns about his or her ability to be successful. As a caregiver, you can help children see what the small steps are and how persisting and overcoming obstacle is part of succeeding. Help your child(ren) realize that setbacks are not permanent or all-encompassing.
- Demonstrate, through your own behaviors, how to identify and achieve long-term goals by thinking aloud, creating a pathway of short-term goals, and using problem solving and decision-making skills along the way.

As always, it is a pleasure to work with the students and families at DMS! If you have a question or need additional information please reach out to us at anytime.

We hope that you have a great November!

Mrs. R(obenhymer) and Ms. M(oniz)

Everyday Preventive Actions That Can Help Fight Germs, Like Flu

FIGHT FLU



CDC recommends a three-step approach to fighting the flu.

CDC recommends a three-step approach to fighting influenza (flu). The first and most important step is to get a flu vaccination each year. But if you get the flu, there are prescription antiviral drugs that can treat your illness. Early treatment is especially important for the elderly, the very young, people with certain chronic health conditions, and pregnant women. Finally, everyday preventive actions may slow the spread of germs that cause respiratory (nose, throat, and lungs) illnesses, like flu. This flyer contains information about everyday preventive actions.

How does the flu spread?

Flu viruses are thought to spread mainly from person to person through droplets made when people with flu cough, sneeze, or talk. Flu viruses also may spread when people touch something with flu virus on it and then touch their mouth, eyes, or nose. Many other viruses spread these ways too. People infected with flu may be able to infect others beginning 1 day before symptoms develop and up to 5-7 days after becoming sick. That means you may be able to spread the flu to someone else before you know you are sick as well as while you are sick. Young children, those who are severely ill, and those who have severely weakened immune systems may be able to infect others for longer than 5-7 days.

What are everyday preventive actions?

- Try to avoid close contact with sick people.
- If you or your child gets sick with flu-like illness, CDC recommends that you (or your child) stay home for at least 24 hours after the fever is gone except to get medical care or for other necessities. The fever should be gone without the use of a fever-reducing medicine.
- While sick, limit contact with others as much as possible to keep from infecting them.
- Cover your nose and mouth with a tissue when you cough or sneeze. Throw the tissue in the trash after you use it.
- Wash your hands often with soap and water. If soap and water are not available, use an alcohol-based hand rub.
- Avoid touching your eyes, nose and mouth. Germs spread this way.
- Clean and disinfect surfaces and objects that may be contaminated with germs like the flu.
- If an outbreak of flu or another illness occurs, follow public health advice. This may include information about how to increase distance between people and other measures.



For more information, visit:

www.cdc.gov/flu

or call **1-800-CDC-INFO**



**U.S. Department of
Health and Human Services**
Centers for Disease
Control and Prevention

CONTINUED



What additional steps can I take at work to help stop the spread of germs that can cause respiratory illness, like flu?

- Find out about your employer's plans if an outbreak of flu or another illness occurs and whether flu vaccinations are offered on-site.
- Routinely clean frequently touched objects and surfaces, including doorknobs, keyboards, and phones, to help remove germs.
- Make sure your workplace has an adequate supply of tissues, soap, paper towels, alcohol-based hand rubs, and disposable wipes.
- Train others on how to do your job so they can cover for you in case you or a family member gets sick and you have to stay home.
- If you begin to feel sick while at work, go home as soon as possible.



What additional preventive actions can I take to protect my child from germs that can cause respiratory illness, like flu?

- Find out about plans your child's school, child care program, or college has if an outbreak of flu or another illness occurs and whether flu vaccinations are offered on-site.
- Make sure your child's school, child care program, or college routinely cleans frequently touched objects and surfaces, and that they have a good supply of tissues, soap, paper towels, alcohol-based hand rubs, and disposable wipes on-site.
- Ask how sick students and staff are separated from others and who will care for them until they can go home.

Everyday preventive actions can help slow the spread of germs that can cause many different illnesses and may offer some protection against the flu.

Cold and Flu Season

Cold and flu season is here! Please keep your child home when he or she is ill and follow the "24-Hour Rule." The child should remain home until the temperature has remained normal, without the use of fever-reducing medications, for 24 hours. The "24-Hour Rule" also applies for vomiting and diarrhea. Please notify the school nurse with information regarding illness/injury.

Please be sure to read the CDC Flu information provided on Pages 6 and 7.

Winter Dress

With the cold weather quickly approaching, please remember to ensure your child dresses appropriately for the winter season. It's always safe to wear layers in school. Weather changes quickly and students will continue to have outdoor recess.

Winter Recess Guidelines

As we enter into the cold weather, we want to let you know about our new recess guidelines. It is our intention to let students go outside to get fresh air and move around as often as possible. Please ensure that children comes to school each day dressed in clothing that will keep them warm outside in the cold. **If you are experiencing a financial hardship and are in need of coats, mittens, glove, or boots, please contact us at DMS so we can help!**

Recess Guidelines

- **Temperatures above 20° F**
Students will attend outdoor recess for the full recess period.
- **Temperatures 15°- 20° F**
Students will go outside for 10 minutes of recess and spend the remainder of recess indoors.
- **Temperatures below 15° F**
Students will remain inside for recess and have access to the gym on a rotating schedule.



Grade 3 NGSS Highlights




SCIENCE
ROCKS!

Exploring Science

Students in third grade are learning about different invisible forces (forces, motion and magnets) in science. They are applying the new NGSS (Next Generation Science Standards) to understand how invisible pushes and pulls operate in the world around them. Through hands-on experimentation, students understand that forces allow them to do some amazing things, from designing and constructing a bridge out of paper to using the forces of a rubber band to make a piece of cardboard hop.



Our goal is to support students' curiosity with hands-on experiments that focus on investigation, engineering and discovery. After each experiment, the students are encouraged to make connections to the world around them. For example, the students learned about the forces of friction and how they can slide faster down on a slide as well as the invisible force that allows magnets to stick to metal services.



Specials Update

Our goal for the year is to keep families informed about grade-level curriculum in Music, Art, Library, and Physical Education and how they can support their children in these areas at home.

Music



Mrs. McMinn

Kindergarten students have been getting into a routine in music class. We begin with vocal exploration, sing our "welcome song," and perform movement to music. Then we either play instruments, learn a new song, or play a game. This month, students will learn the difference between high and low sounds- with their voices, bodies, and instruments. Students will use their ears to listen to the differences in these sounds. One of the things that students learn is that high and low refer to pitch and not volume (loud and quiet). Sometimes that's a bit tricky! In addition to working on finding their singing voice and keeping a steady beat, we will also sing some favorite songs for Thanksgiving, such as "Mr. Turkey" and "Who's That Struttin' 'Round?"

I invite you to sing with your children at home, in the car, wherever! Have them share songs they are learning in music with you. To help them improve with steady beat, put on some music and have them pat the steady beat on their lap, (or a variety of body parts). We say that a steady beat is like a heartbeat or the ticking of a second hand on a clock. Have fun!

Physical Education




Mrs. Castodio

It has been a very busy couple of months for kindergarten students in PE class. So far they have learned five different warm-up exercises, some that they do individually and some that they do with a partner. Jumping rope has also become the norm in PE class as well. Kindergarteners have learned the art of swinging the rope and jumping a basic jump using both feet together. You should see how far they have come in such a short time! Some can even jump numerous jumps in a row!

Currently we are working on some games of low organization within the curriculum. Some of their favorite games so far have been Dog Catcher and Froggy's Pond. Each of these games incorporates gross motor skills and patterns that enhance eye-foot coordination, spacial awareness and balance. In kindergarten there is a lot of attention spent on motor planning. This is necessary for gross motor skills that are two-fold to become proficient. One example is skipping. Students are learning that they need to put a step and a hop together rhythmically for skipping to occur. Families can keep their little ones engaged in activities by setting aside some outdoor play time. Students can use this time to practice the motor skills they are working on in class. I am pleased with how far these youngest students have come in two short months. Way to go kindergarteners!

Art**Miss Biernacki**

Kindergarten students have been learning all about different kinds of lines. There are wavy lines, curly lines, zig-zag lines and so many more! Lines can go up and down or side to side, they can be bold and thick or delicate and thin. In art we call this variety. The possibilities seem endless. So far we have practiced drawing lines by making fuzzy line monsters and crazy hair-dos. It is important to engage in exploration and imaginative play with our art materials and concepts as we're learning more about them. Next we will take our lines off the page and create 3D roller coasters out of strips of paper folded, bent and curled into different styles of line. We can't wait to see our lines come to life! Ask your child to identify different lines when you're out, look for lines on the road, power lines, tree branches, or even spider webs. Lines are all around us! Creativity and innovative thinking are essential life skills that can be developed with practice.

Library**Mrs. Anderson-Halbert**

November is Picture Book Month! Picture books are enjoyable for all ages, and can be fiction or nonfiction. My challenge to students this month is to read their favorite picture book to someone, either a sibling, parent, guardian, or friend, and then have that person share their favorite picture book as well! Sharing a book with someone is a great way to get to know them better, and talk about the book. Is it something you liked? Was it funny? Is there a deeper meaning in the pictures? More resources about Picture Book Month can be found at www.picturebookmonth.com. Some of Mrs. Anderson's favorite picture books are *Waiting is Not Easy!* by Mo Willems, *Madeline* by Ludwig Bemelmans, *Eloise* by Kay Thompson, and *Sam and Dave Dig a Hole* by Mac Barnett.

Getting to know

Mrs. McMinn

Music Teacher

Favorite thing about DMS: "The enthusiastic students, supportive staff and administration."


Years at Deans Mill School: "Five."

Why do you love music so much?: "I grew up in a family of musicians, so music played a huge role in my life. It gives me such joy whether I'm performing, teaching, or listening to it. Music is for everyone, it brings people together, and it affects our emotions. Music is powerful!"

What instruments do you play? "In college, I learned how to play many instruments, but my main instrument is the piano (31 years and counting!). I also play the viola and I studied the pipe organ in college."

Hobbies: "Reading, doing crossword puzzles, spending time with my family."

Fun fact about me: "I played in an indie pop band called *The Cavemen Go* for 8 years. We had a following in New Haven, toured the northeast, and played Athens Popfest in Georgia."



EMILY McMINN
FROM NORWICH

Masonry walls are underway in the new kitchen! You can clearly see the delineation of the kitchen office, storage room, and walk-in cooler/freezer. The concrete sub-floor is complete on the first floor and the classroom framing is ongoing. Air conditioning ducting, electrical wiring, and plumbing is now underway, and additional support blocking is being installed in the studded walls, which will be followed by inspections and then installation of drywall.



CAFETERIA EXTERIOR VIEW

ORIGINAL BUILDING - WEST ELEVATION EXTERIOR



1ST FLOOR CORRIDOR

2ND FLOOR CLASSROOM DRYWALL (TYPICAL)

The second floor wall framing is complete and drywall installation is well underway in the classrooms. Installation of above ceiling air conditioning ducting and piping is in progress in the main corridor, and insulation is being installed in the walls. Window framing was also completed on the first and second floors, which allowed for temporary plastic to be installed until the windows arrive, and completion of the drywall work. The temporary sheet plastic will also keep the building weather tight, and temporary heaters will be set up to maintain temperatures as the cold weather arrives.



2ND FLOOR CORRIDOR AIR CONDITIONER DUCTWORK



PERIMETER WALL FRAMING AND WINDOW PLASTIC SHEETING



SMARTBOARD SUPPORT BLOCKING INSTALLED (TYP.)



ONGOING MASONRY WALLS AT KITCHEN:

At the exterior, the mason continues cinder block and brick infills, which will be followed by exterior stud framing for metal panels where required. The site contractor completed grading and prep work and has left the site in preparation for winter. Installation of playground equipment has been delayed as the architect and the building committee work with the State of Connecticut on approval of the design.



Decorate your home for the holidays with beautiful poinsettias & wreaths from Pequot Plant Farm!

Poinsettias come in a 6.5” pot, are available in RED, PINK and WHITE they come with foil and cost \$12.

Wreaths are made on a 12” ring with a 22” outside diameter, decorated with a bow and cost \$15.

Please indicate the number of each you would like. Orders will be ready for pick up from Sunday, November 25th – Friday, December 30th at Pequot Plant Farm. Their hours are 9am-6pm. Extras will be for sale at the farm.

RED Poinsettia \$12	PINK Poinsettia \$12	WHITE Poinsettia \$12	12” Wreath \$15
TOTAL ENCLOSED:			

Name: _____

Email: _____

Phone Number: _____

Please return this form with check payable to DMS PTO. Orders are due by Friday, November 16th.

Questions ? Please e-mail Tracey Strelczuk @ traceynied@hotmail.com
All proceeds benefit the DMS PTO. Thank you for supporting Deans Mill School PTO.

DEANS MILL FAMILY PRESENTS
MOVIE NIGHT AT DEANS MILL SCHOOL
INCREDIBLES 2

RATED PG



Friday, November 16, 2018
Deans Mill Cafeteria

Doors open at 6:00 pm for a 6:30 showing

Bring your own low chairs or blankets.
Pizza, chips, fresh popcorn, candy, water, juice and soda
will be available to purchase.

Tickets are \$3.00 per person with a family max of \$12.00
CASH or CHECKS ONLY - Payable to DMS PTO.
Children under 4 are FREE and must be accompanied by an adult at all times.

Questions? Please e-mail Joanna McClenathan via email at joanna.mcclenathan@gmail.com



Deans Mill School

LEARN, INSPIRE, GROW TOGETHER



Apparel Order Form

Submit orders no later than Nov 14th






Deans Mill School
LEARN, INSPIRE, GROW TOGETHER

Show Your School Spirit with DMS Logo Apparel

Oldest Student's Name: _____

HR Teacher & Grade: _____

Parent's Name: _____ Parent's Email: _____

ITEM	SIZEING	COST	TOTAL PIECES
 Short Sleeve Crew Neck T-Shirt Seamless double needle 3/4" collar Taped neck and shoulders Double needle sleeve and bottom hems Quarter-turned to eliminate center crease	Youth: XS, S, M, L, XL	\$10.00/ea	
	Adult: S, M, L, XL, XXL		
 Short Sleeve V Neck T-Shirt Fitted silhouette with side seam 1/2" mitered v-neck collar Taped neck and shoulders Tearaway label Double needle sleeve and bottom hems	Youth: XS, S, M, L, XL	\$10.00/ea	
	Adult: S, M, L, XL, XXL		
 Full Zip Hooded Sweatshirt Unlined hood Satin label Nylon zipper Double needle stitching at waistband and cuffs 1 x 1 rib with spandex	Youth: XS, S, M, L, XL	\$22.00/ea	
	Adult: S, M, L, XL, XXL		
 Snapback Hat 100% cotton twill Fused buckram-backed front panels Low profile pro-style crown with plastic snaps size adjuster	Youth: One size fits most	\$12.00/ea	
	Adult: One size fits most		
 Lanyard with Neck Clasp Snap Buckle Release Made from high quality Polyester with a Satin finish & metal J-Hook 30" L x 1" W	Available Sizes: One size fits all	\$6.00/ea	
TOTAL			

Return form with check payable to DMS PTO or cash in envelope addressed to PTO Mailbox, Attn: Apparel

Questions? Please e-mail Jenni Adkins at jenniadkins16@gmail.com.

Orders will be sent home with your oldest child.